




Papierfaltboot Daddys little Boy

05/16/2022


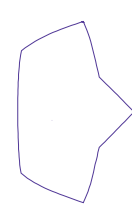
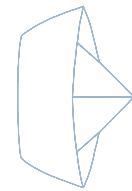

Unique Colors: 5
Color Blocks: 6
Total stops: 0
Total trims: 3

Design box size: 129.5mm X 151.3mm
Total stitch count: 3448
Total thread used: 11.24m / 5.62m

Job estimated time:
00:06:33



Scale 137%

		Color	Thread Consumption	Stops and Trims	Notes
##		Unique Colors: 5 Color Blocks: 6	Design box size: 129.5mm X 151.3mm Total stitch count: 3448 Estimated time: 00:06:33	Total stops: 0 Total trims: 3	
#1		None (81.0, 57.0, 151.0) None	# stitches: 132 estimated time: 00:00:22	trims: 1 stop after?: no	Purple Lila= Vorstich erfolgt, danach Stoff platzieren
#2		None (160.0, 183.0, 203.0) None	# stitches: 626 estimated time: 00:00:56	trims: 0 stop after?: no	Stoff wird fest gestickt, danach Stoffrand abschneiden
#3		None (89.0, 91.0, 97.0) None	# stitches: 765 estimated time: 00:01:09	trims: 0 stop after?: no	Möchtest du den Schriftzug nicht mitsticken überspringe diese 3 Schritte. Bei den Größen 10x10 und 18x28 wurde der Schriftzug ans Ende gesetzt dort kannst du die Stickerei einfach aufhören.
#4		None (225.0, 173.0, 211.0) None	# stitches: 675 estimated time: 00:01:21	trims: 2 stop after?: no	



Papierfaltboot Daddys little Boy

05/16/2022

		Color	Thread Consumption	Stops and Trims	Notes
#5		None (89.0, 91.0, 97.0) None	# stitches: 794 estimated time: 00:01:12	trims: 0 stop after?: no	
#6		None (30.0, 119.0, 172.0) None	# stitches: 456 estimated time: 00:00:41	trims: 0 stop after?: no	