



# Blumenwiese Alphabet






02/09/2022

**Unique Colors:** 9  
**Color Blocks:** 13  
**Total stops:** 0  
**Total trims:** 1

**Design box size:** 141.4mm X 150.3mm  
**Total stitch count:** 13367  
**Total thread used:**



Scale 138%



		Color	Thread Consumption	Stops and Trims	Notes
##		Unique Colors: 9 Color Blocks: 13	Design box size: 141.4mm X 150.3mm Total stitch count: 13367	Total stops: 0 Total trims: 1	
#1		None (81.0, 57.0, 151.0) None	# stitches: 966	trims: 1 stop after?: no	Purple Lila= Vorstich erfolgt, danach Stoff platzieren
#2		None (227.0, 48.0, 31.0) None	# stitches: 2883	trims: 0 stop after?: no	Stoff wird fest gestickt, danach Stoffrand abschneiden
#3		None (30.0, 119.0, 172.0) None	# stitches: 2870	trims: 0 stop after?: no	
#4		None (252.0, 178.0, 87.0) None	# stitches: 658	trims: 0 stop after?: no	
#5		None (128.0, 0.0, 74.0) None	# stitches: 223	trims: 0 stop after?: no	

		Color	Thread Consumption	Stops and Trims	Notes
#6		None (25.0, 132.0, 45.0) None	# stitches: 1046	trims: 0 stop after?: no	
#7		None (152.0, 105.0, 45.0) None	# stitches: 229	trims: 0 stop after?: no	
#8		None (243.0, 53.0, 137.0) None	# stitches: 1158	trims: 0 stop after?: no	
#9		None (255.0, 255.0, 178.0) None	# stitches: 162	trims: 0 stop after?: no	
#10		None (243.0, 53.0, 137.0) None	# stitches: 1473	trims: 0 stop after?: no	
#11		None (252.0, 178.0, 87.0) None	# stitches: 252	trims: 0 stop after?: no	



# Blumenwiese Alphabet

02/09/2022

		Color	Thread Consumption	Stops and Trims	Notes
#12		None (255.0, 255.0, 178.0) None	# stitches: 1188	trims: 0 stop after?: no	
#13		None (252.0, 178.0, 87.0) None	# stitches: 259	trims: 0 stop after?: no	