



Avarice


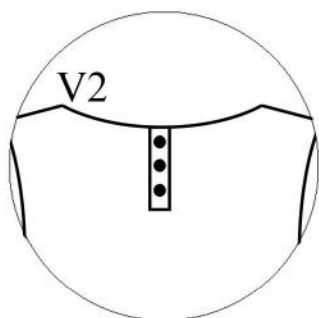
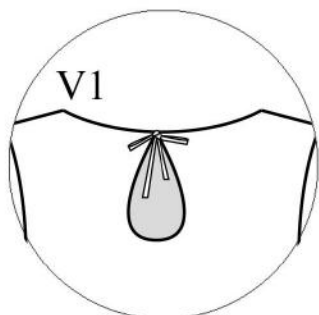
ATELIER

Maelström



Easy (if V1)

Back



Size : 34 to 46

Time : 2h - 3h

#topavariceam

Choosing your size

Start by taking note of the following measurements :

- ✂ **Chest measurement** : measure around your bust, to get the biggest measurement
- ✂ **Waist measurement** : measure around the body where your waist is at its smallest
- ✂ **Hip measurement** : measure around where your hips are widest

Refer to the measurements' chart herewith and use the 3 measurements you took to choose your size. If you find your measurements to be between 2 sizes, go for the bigger size!... or you'll find it fits too tight at one place or the other, we wouldn't want that! Moreover, make a sample piece first, as each of us is unique in proportions.

	34	36	38	40	42	44	46
Chest	84cm 33inch	88cm 34,6inch	92cm 36,2inch	96cm 37.8inch	100cm 39,4inch	104cm 40,9inch	108cm 42,5inch
Waist	64cm 25,2inch	68cm 26,8inch	72cm 28,4inch	76cm 29,9inch	80cm 31,5inch	84cm 33inch	88cm 34,6inch
Hip	90cm 35,4inch	94cm 37inch	98cm 38,6inch	102cm 40,2inch	106cm 41,7inch	110cm 43,3inch	114cm 44,9inch

Let's get printing!

First, we'll just print the 1st page to make sure it prints at 100% scale. The square on page 1 measures 5 cm on each side. Take your measure tape or a ruler and verify the dimensions of the square. If it measures 5 cm each side, you're good to go! You can print the whole file. If not, try again. This time **make sure your printing set-up is 100%, no extra margins, remove the option "zoom to fit", and that your paper is in portrait mode.**

Once you've been able to print your PDF correctly, assemble the pages edge to edge with adhesive tape. You'll slowly see the lines come together and reveal your pattern.

=> A4 (sizes 34 to 46):

Your pattern consists of 15 pages, which assemble as a grid of 5 columns and 3 rows.

=> US Letter (sizes 34 to 46):

Your pattern consists of 15 pages, which assemble as a grid of 5 columns and 3 rows.

NB : 1 cm seam allowance is included in this pattern.



Envie
#robeenvieAM



Colère
#jupecolereAM



Luxure
#jupeluxureAM



Orgueil
#blouseorgueilAM



Paresse
#topparesseAM



La Nantaise
#blouselanantaiseAM