

Oblivion

E-Book

EU size 32 - 60

knit fabrics



sewing epiphanies

Only for private use! Sharing or copying this ebook is not permitted!
Massproduction is not allowed, a licence can be purchased - please contact Béatrice Gauvain.
All rights lay with Béatrice Gauvain (sewing epiphanies)

Description

Oblivion is a vintage inspired dress for EU sizes 32-60 (referred to as 0 - 14 in my pattern). The pattern is made for knit fabrics.

You can choose between a shoulder-covered or off-shoulder top, without sleeves or sleeves in three lengths. Choose a shirt option (waisted, loose fit or peplum) or a skirt (pleated, 3/4 circle or pencil skirt). Additionally you can choose pockets for the skirts and the peplum.

The pattern is designed for a height of 168cm (5'6"). You can lengthen or shorten the pattern as described in the adjustment chapter. Also included is a tutorial on how to adjust for bigger or smaller cup sizes, the pattern is drafted for a B/C cup.

Sewing skills

Thanks to the detailed instructions, even as a skilled beginner you can take on the adventure of sewing your Oblivion.



Choose your adventure...

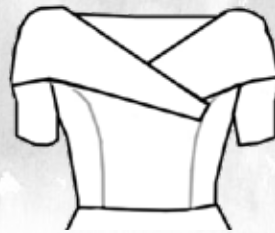
Oblivion is a mix-and-match kit, you can combine any of the following elements.

First, choose a collar and a sleeve option, then decide which shirt or dress version you'd like to sew.

Collar



off-shoulder



shoulders-covered

Sleeveless & sleeves in 3 lengths



Shirt



Waisted shirt



Loose shirt




Peplum



Pleated peplum


Dress, knee or midi length



Pleated skirt





Pencil skirt



Circle skirt

Visible pockets

optional with all skirts and peplums



Choose your size...

in cm	0	1	2	3	4	5	6	7
Bust	75 - 81	82 - 85	86 - 89	90 - 93	94 - 97	98 - 101	102 - 105	106 - 109
Waist	63 - 67	68 - 70	71 - 73	74 - 77	78 - 81	82 - 85	86 - 89	90 - 94
Hips	87 - 90	91 - 94	95 - 97	98 - 101	102 - 104	105 - 107	108 - 110	111 - 113
Shoulder length	11.9	12	12.1	12.2	12.4	12.6	12.8	13
Upper arm	25.6	26.2	26.8	28	29.2	30.4	31.6	32.8

in cm	8	9	10	11	12	13	14
Bust	110 - 115	116 - 121	122 - 127	128 - 132	133 - 139	140 - 145	146 - 151
Waist	95 - 100	101 - 106	108 - 113	115 - 119	121 - 125	128 - 132	134 - 138
Hips	114 - 118	119 - 123	124 - 127	128 - 133	134 - 137	138 - 142	143 - 148
Shoulder length	13.2	13.4	13.6	13.8	14	14.2	14.4
Upper arm	34.6	36.4	38.2	40	41.8	43.6	45.4

Finished garment measurements

in cm	0	1	2	3	4	5	6	7	8	9	10	11	12	13	14
Bust	76	80	84	88	92	96	100	104	110	116	122	128	134	140	146
Waist	62	65	68	72	76	80	84	88	94.5	101	107.5	114	120	127	133
Hips	86	90	94	97	100	103	106	109	114	119	124	129	134	139	144

How to choose your size

Every person is individual and beautiful, it's normal that you need to adjust a pattern to fit you well. You might need different sizes for bust, waist and hips. How to do this is described on the next page. Depending on the stretch of the fabric you might need a smaller size, the pattern is drawn for stable knits.

Check your upper arm measurements and choose a different size for the sleeve if necessary.

Check your shoulder length and adjust as well if necessary.

Both will be described in more details in the chapter „Adjustments“

Fabrics

Knit fabrics like cotton knit or french terry. Viscose knit is also very nice for Oblivion. The fabric for the collar shouldn't be too heavy or stiff, otherwise it won't lay nicely (French terry and most cotton knits work well). Especially nice for the pencil skirt is cotton spandex or rayon spandex.