



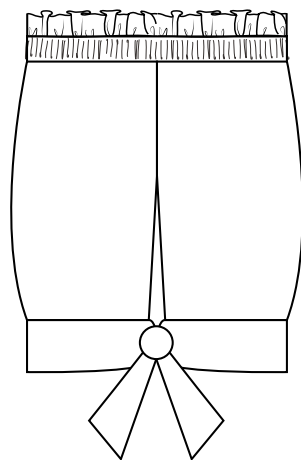
MJ
#3102b

Paisley Shirt Expansion

TIED
SLEEVE



VIEW
A



VIEW
B

VIEW
B



www.millicentjoy.com

MILLICENT JOY
SEWING PATTERNS

CHOOSING YOUR CORRECT SIZE



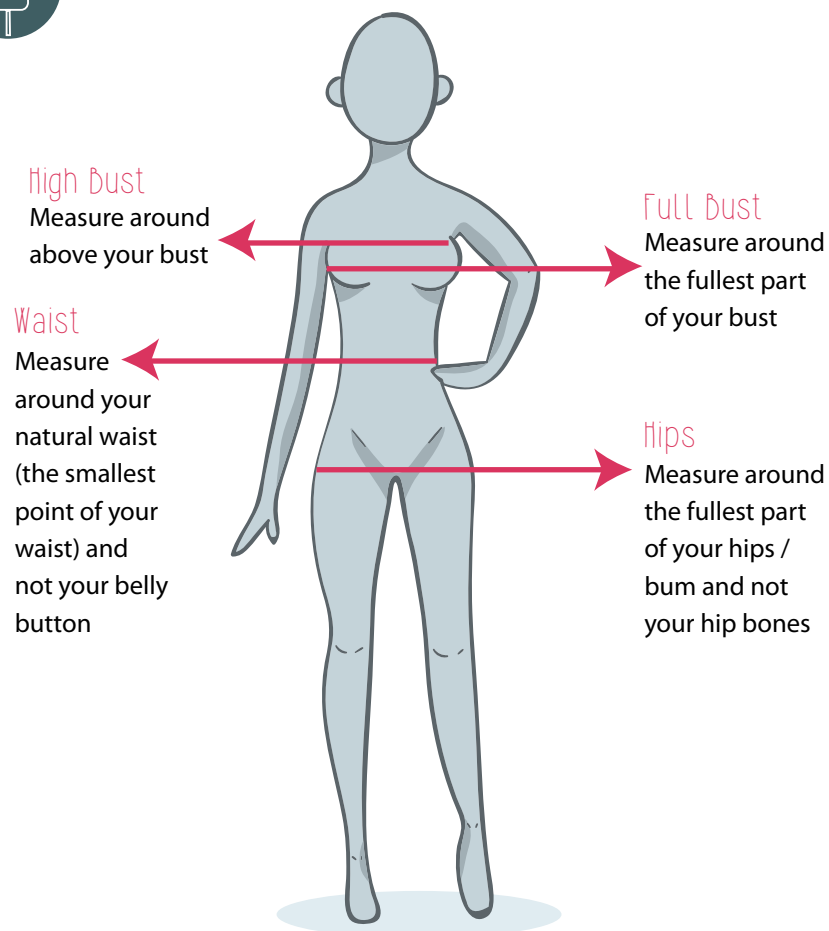
INTENDED FIT

This dress is intended to have a drapey fit. Choose the size of your skirt based on your **HIP** measurement. The bodice in the original Paisley Shirt is selected by your bust measurement. Both the bodice and the skirt will be blended to your waist measurement if necessary.

More information on how to grade out for your measurements can be found in the Custom Fit section of this PDF.



WHERE TO MEASURE



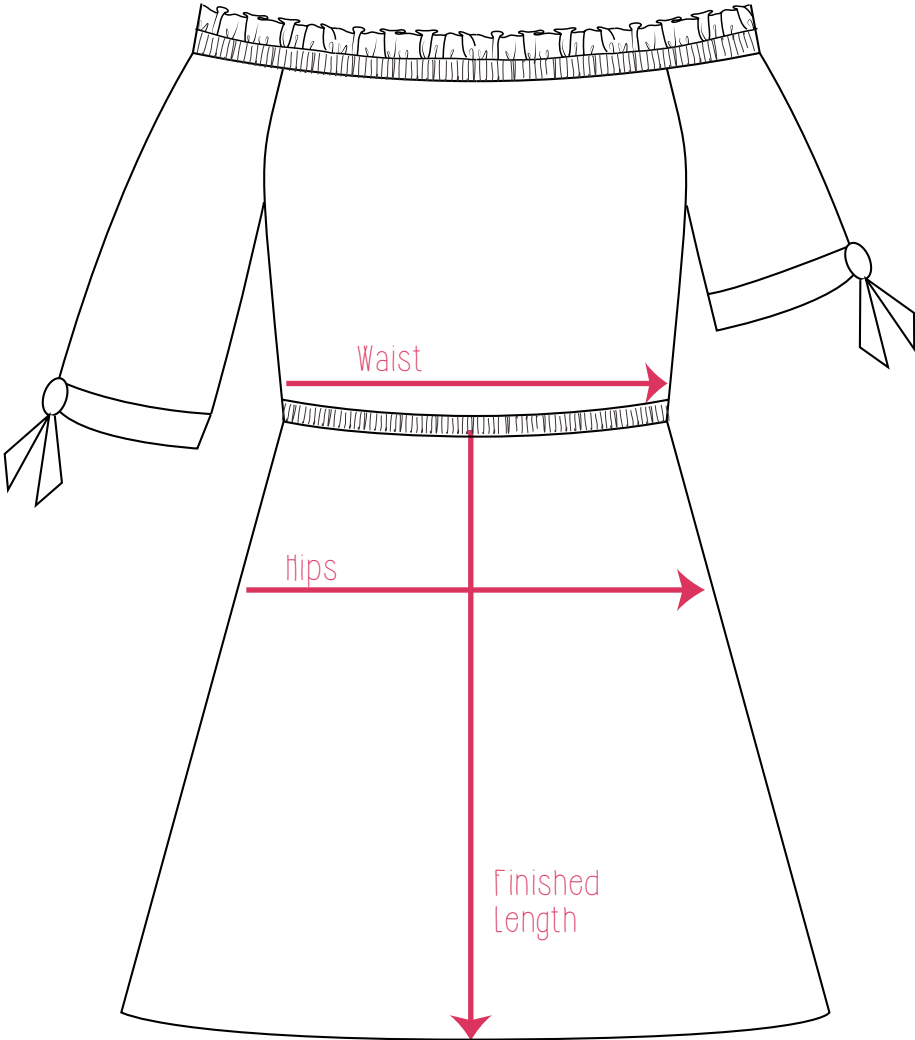
SIZE CHART

Size	High Bust	Full Bust	Waist	Hips
0	28" 71cm	30" 76cm	24" 60cm	33" 84cm
1	29.5" 75cm	31.5" 80cm	25.5" 64cm	34.5" 88cm
2	31" 79cm	33" 84cm	27" 68cm	36" 92cm
3	32.5" 83cm	34.5" 88cm	28.5" 72cm	37.5" 96cm
4	34" 87cm	36" 92cm	30" 76cm	39" 100cm
5	35.5" 91cm	37.5" 96cm	31.5" 80cm	40.5" 104cm
6	37" 95cm	39" 100cm	33" 84cm	42" 108cm
7	38.5" 99cm	40.5" 104cm	34.5" 88cm	43.5" 112cm
8	40" 103cm	42" 108cm	36" 92cm	45" 116cm
9	41.5" 107cm	43.5" 112cm	37.5" 96cm	46.5" 120cm
10	43" 111cm	45" 116cm	39" 100cm	48" 124cm
11	44.5" 115cm	46.5" 120cm	40.5" 104cm	49.5" 128cm
12	46" 119cm	48" 124cm	42" 108cm	51" 132cm

skirt pieces = hip measurement. sleeve pieces = bust measurement.

FINISHED GARMENT MEASUREMENTS: DRESS

See Page 7 of the Paisley Shirt Pattern PDF for finished bust measurements.



Rounded to the nearest 0.25" (0.5 cm)



FINISHED GARMENT MEASUREMENTS

Size	Length Mini	Length Knee	Waist	Hips
0	17.25"	21.25"	24"	40.25"
	44cm	54cm	61cm	102.25cm
1	17.25"	21.25"	25.5"	42"
	44cm	54cm	65cm	107cm
2	17.25"	21.25"	27"	44"
	44cm	54cm	69cm	112cm
3	17.25"	21.25"	28.5"	45.75"
	44cm	54cm	73cm	116cm
4	17.25"	21.25"	30"	47.75"
	44cm	54cm	76cm	121cm
5	17.25"	21.25"	31.5"	49.75"
	44cm	54cm	80cm	126cm
6	17.25"	21.25"	33"	51.5"
	44cm	54cm	84cm	131cm
7	17.25"	21.25"	34.5"	53.25"
	44cm	54cm	88cm	135cm
8	17.25"	21.25"	36"	55.25"
	44cm	54cm	91cm	140cm
9	17.25"	21.25"	37.5"	57.25"
	44cm	54cm	95cm	145.5cm
10	17.25"	21.25"	39"	59"
	44cm	54cm	99cm	150cm
11	17.25"	21.25"	40.5"	60.75"
	44cm	54cm	103cm	154.5cm
12	14.75"	61"	42"	62.75"
	37.5cm	155.5cm	107cm	159.5cm

Contents
Printing
Size Chart
Supplies
Cut list
Custom fit
Get Sewing

LIST OF SUPPLIES NEEDED



RECOMMENDED FABRICS

Light weight woven fabric with a good drape. Examples include: chiffon, crepe, rayon challis, voile, and lightweight linen.

You may also use a light weight knit, but the fit will be looser than originally intended. I would also recommend using fusible interfacing for the pockets.



OTHER NOTIONS NEEDED

- 3/4" elastic



ABOUT THE FABRIC REQUIREMENTS

The chart of fabric requirements below is based off of 60" (150cm) wide bolts of fabric.

It also does not take into account fabric shrinkage or fabrics with directional prints.



PRE-WASHING YOUR FABRIC

It is very important to pre-wash your fabric how you will wash it once you have sewn the garment.

Pre-washing your fabric will prevent the garment from shrinking after you have sewn it.



FABRIC REQUIREMENTS (IN ADDITION TO THE FABRIC REQUIRED IN THE ORIGINAL PAISLEY SHIRT PATTERN)

Size	0	1	2	3	4	5	6	7	8	9	10	11	12
Mini Skirt	5/8 yards (60cm)							1 1/8 yards (105cm)					
Knee Skirt	3/4 yards (70cm)							1 3/8 yards (125cm)					
Pockets	No extra							No extra					
Sleeve Ties	1/8 yard (15cm)							1/8 yard (15cm)					

Contents

Printing

Size Chart

Supplies

Cut list

Custom fit

Get Sewing