


FLAVIO ©



Very nice lined reversible jacket for girls and boys with cuffs.
Suitable for beginners! With illustrated photo instructions!

The jacket fits nicely to baby overall ALBERTO and baby hat ORSO!

Suggested fabrics: velour knits, jersey knits


Lining: jersey knits

Before cutting out the garment pieces, add seam and hem allowances to the original contours. Seams 1,5 cm. Lay out the pattern pieces on a double layer of fabric (right sides facing).


Sizes	fabric length	lining length
1M / 3M	40 cm	40 cm
6M / 9M	45 cm	45 cm
12M / 18M	50 cm	50 cm
2Y / 3Y	55 cm	55 cm

Important: Before printing the option “fit-to-page” must be disabled!

The printing scale must be 100%. The printed pages must be assembled following the order of the numbers. On the square of 5 x 5 cm you can measure if the printed pages have the right size.



Pin and stitch shoulder seams on shell and lining, right sides facing.



Press the seams.



Pin and stitch sleeves to armholes, right sides facing. Press seam allowances towards sleeves.

