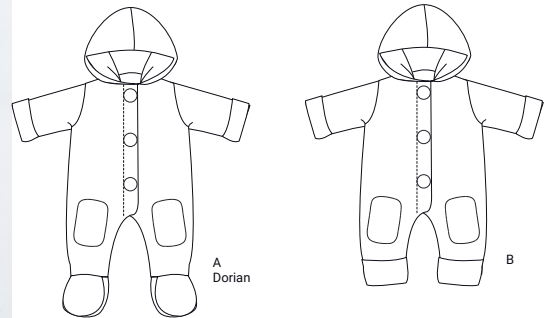


# Dorian<sup>©</sup>



**Dorian:** Comfortable lined footed Overall for boys and girls.

**The pattern contains 2 variants:**

**Variant A Dorian (with illustrated instructions):**

Comfortable lined footed Overall for boys and girls with buttons, hood, knee patches, and cuffs at arms.

**Variant B (without instructions):**

Comfortable lined footed Overall for boys and girls with buttons, hood, knee patches, and cuffs at arms.


**Recommended fabric:**

Fleece, velour knits or sweat knits, single jersey lining in a contrast colour.

**Fabric width 140 cm**


Size (Body height cm)	fabric length	lining length
1M/3M (56cm/62cm)	85 cm/33 <sup>15</sup> / <sub>32</sub> in	85 cm/33 <sup>15</sup> / <sub>32</sub> in
6M/9M (68 cm/74 cm)	95 cm//37 <sup>13</sup> / <sub>32</sub> in	95 cm/37 <sup>13</sup> / <sub>32</sub> in
1Y/18M (80 cm/86 cm)	115 cm/45 <sup>9</sup> / <sub>32</sub> in	115 cm/45 <sup>9</sup> / <sub>32</sub> in

**important for ebook:** Before printing the option “fit-to-page” must be disabled! The printing scale must be 100%. The printed pages must be assembled following the order of the numbers. On the square of 5 cm x 5 cm (1<sup>31</sup>/<sub>32</sub>in x 1<sup>31</sup>/<sub>32</sub>in) you can measure if the printed pages have the right size. You can print on A4 or letter US paper



**Assembling: Outer fabric and lining the same!**

Trace motif from pattern sheet on double-sided fusible web and fuse web to wrong side of velour patch. Cut patch along its outlines.



Remove paper backing and fuse patch to right side of front panel. Pin tear-away backing to wrong side of front panel under appliqué patch. Appliqué patch with narrow, short zigzag. Remove tear away backing



