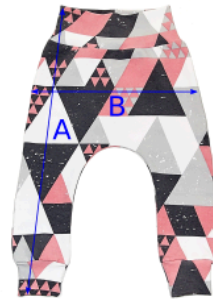


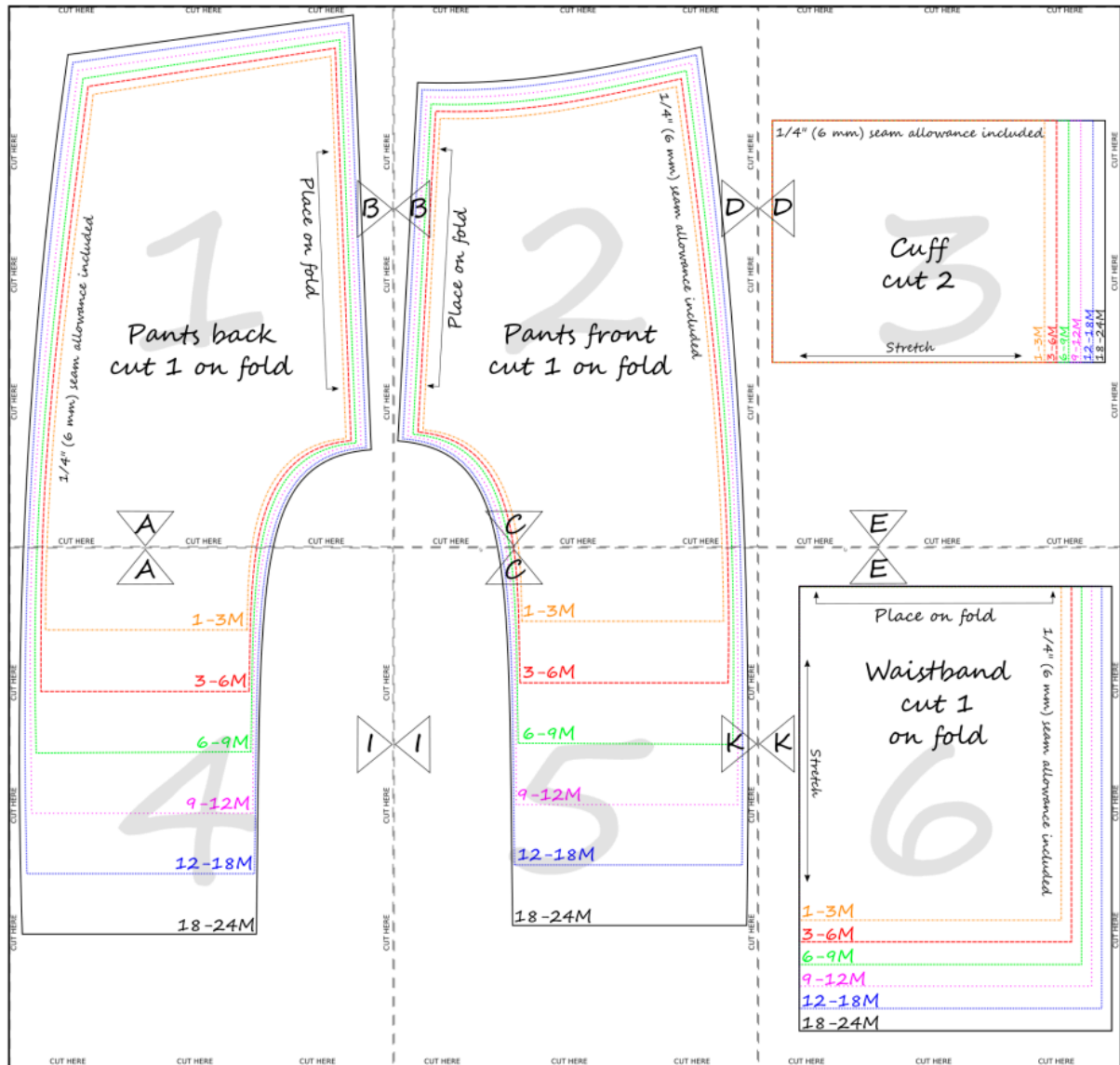


BABY HAREM PANTS
PATTERN
sizes 1M-24M

Baby size chart	1-3M	3-6M	6-9M	9-12M	12-18M	18-24M
Height	Up to 24 in 61 cm	24-26,5 in 61-67 cm	26,5-28,5 in 67-72 cm	28,5-30,5 in 72-78cm	30,5-32,5 in 78-83 cm	32,5-34,5 in 83-88 cm



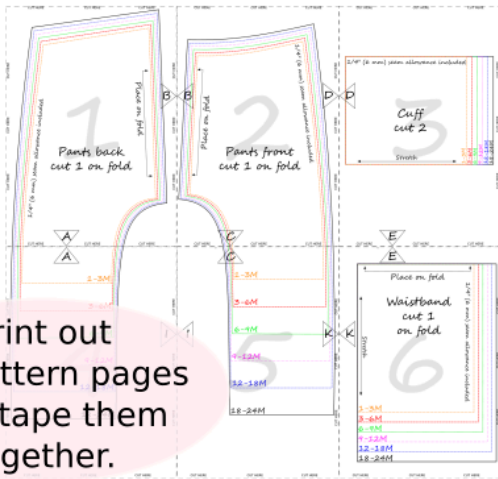
Size	1-3M	3-6M	6-9M	9-12M	12-18M	18-24M
A	14 in 35,5 cm	15,3 in 39 cm	16,7 in 42,5 cm	18,3 in 46,5 cm	19,7 in 50 cm	21,1 in 53,5 cm
B	10,6 in 27 cm	11 in 28 cm	11,4 in 29 cm	11,8 in 30 cm	12,2 in 31 cm	12,6 in 32 cm



-----	1-3M	-----	6-9M	-----	12-18M
-----	3-6M	-----	9-12M	-----	18-24M

SEWING INSTRUCTIONS

1



Print out the pattern pages and tape them together.

2



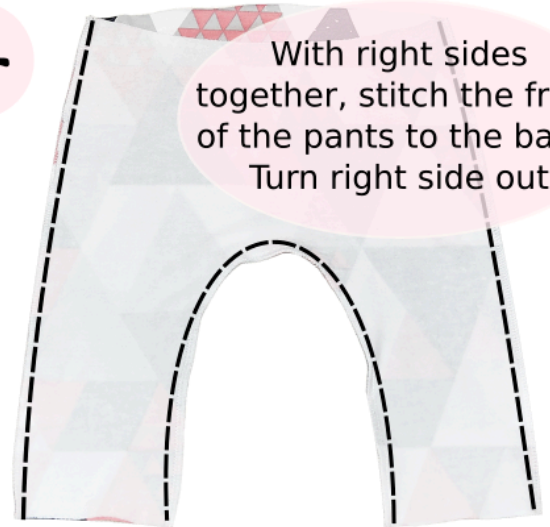
Fold your fabric, place the pattern pieces on top and pin the paper to the fabric.

3



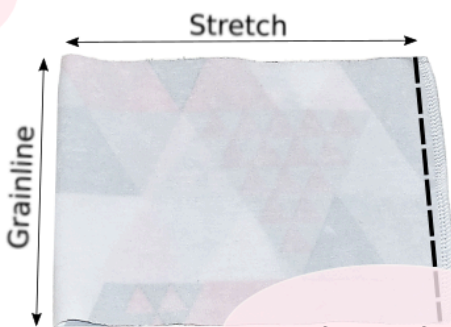
Cut out your pattern pieces from the fabric.

4



With right sides together, stitch the front of the pants to the back. Turn right side out.

5



Sew the waistband.

6



Fold the waistband in half, seam inside. Mark 4 spots on waistband, forming equal sections.