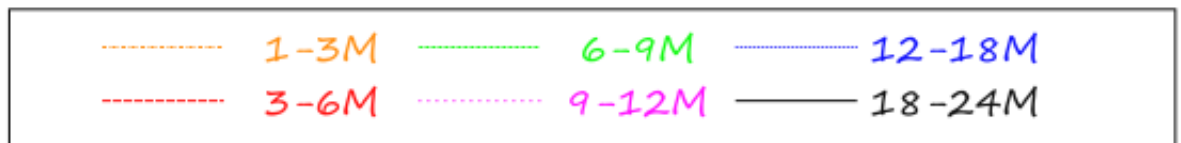
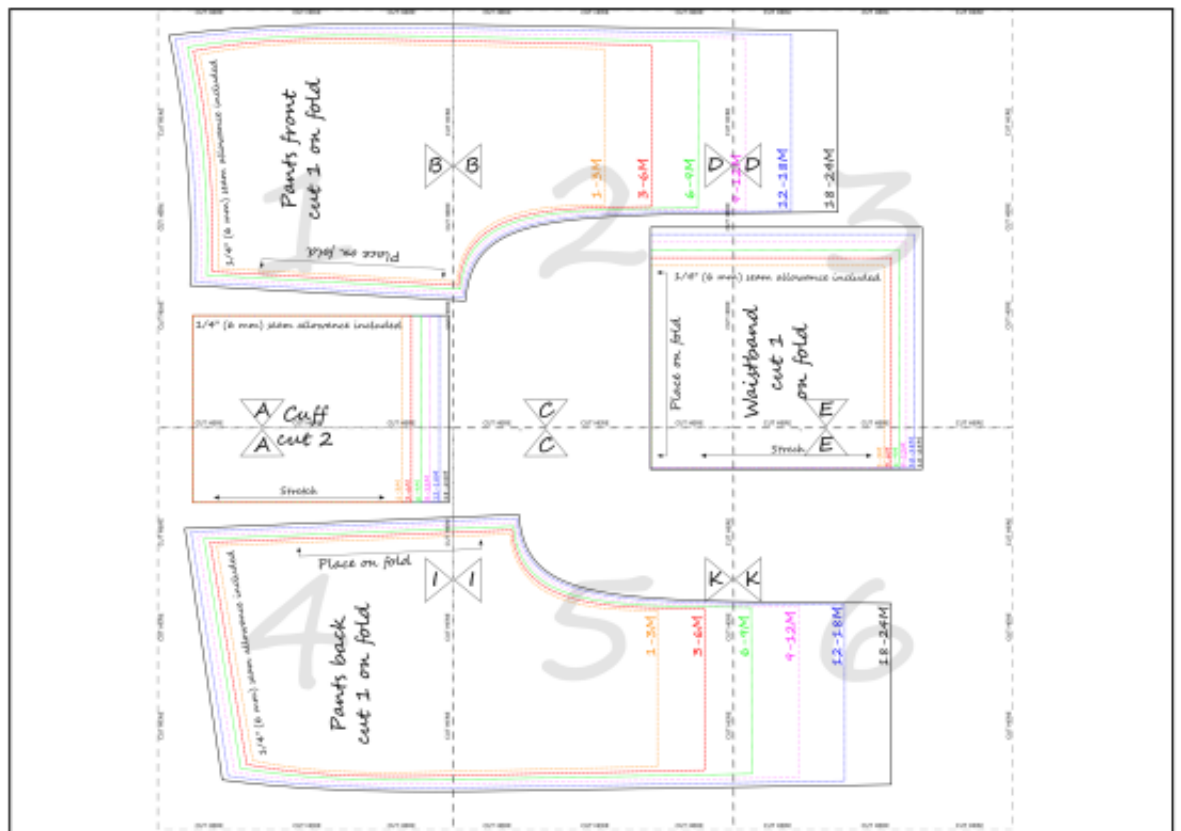


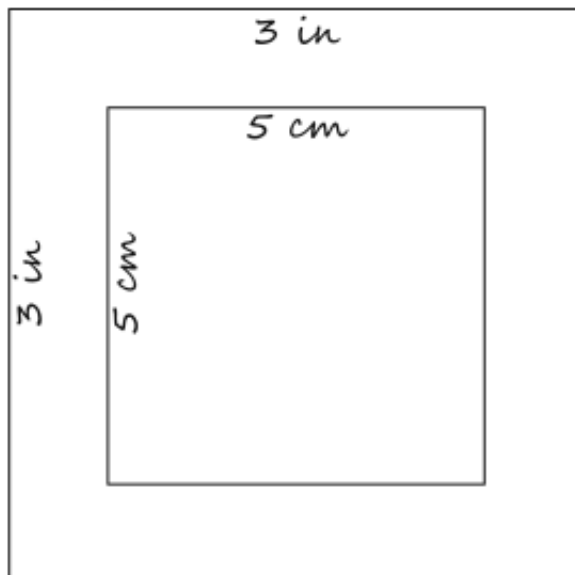


BABY HAREM PANTS  
PATTERN  
sizes 1M-24M

Baby size chart	1-3M	3-6M	6-9M	9-12M	12-18M	18-24M
Height	Up to 24 in 61 cm	24-26,5 in 61-67 cm	26,5-28,5 in 67-72 cm	28,5-30,5 in 72-78cm	30,5-32,5 in 78-83 cm	32,5-34,5 in 83-88 cm



Test square:



**! Printing:**

Make sure that the file is set to print at "actual size". Do not "scale to fit". Print this page and measure the test square.



Fabric:

- knit fabric,
- rib knit for cuffs and waistband.

Fabric quantity:

Size	1-3M	3-6M	6-9M	9-12M	12-18M	18-24M
44 in or 60 in (115 cm or 150 cm) wide						
Main fabric	12 in 31 cm	13 in 34 cm	15 in 38 cm	16 in 41 cm	18 in 45 cm	19 in 48 cm
Waistband and cuffs	6 in 15 cm	6 in 15 cm	6 in 15 cm	7 in 18 cm	7 in 18 cm	7 in 18 cm

Cutting layout:



CUT HERE

CUT HERE

CUT HERE

CUT HERE

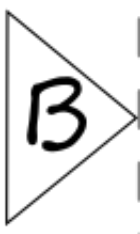

CUT HERE

CUT HERE

CUT HERE

CUT HERE

CUT HERE



CUT HERE

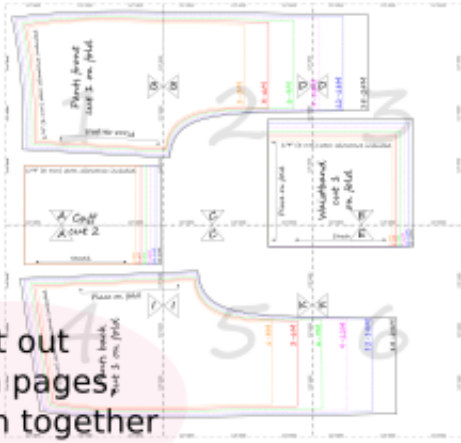
CUT HERE

CUT HERE

CUT HERE

# SEWING INSTRUCTIONS


1



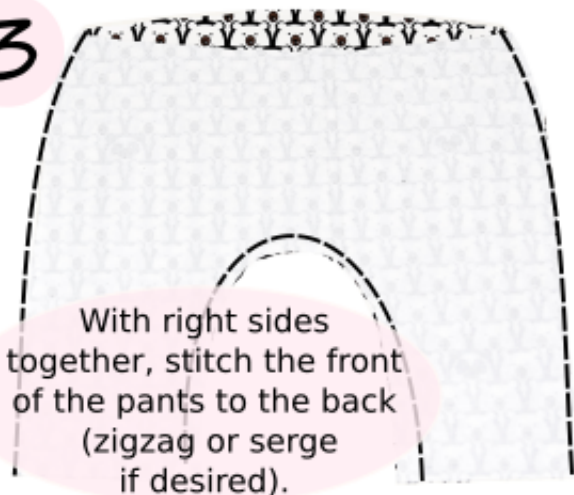
Print out pattern pages, tape them together and cut out.

2

Cut out your pattern pieces from the fabric.



3



With right sides together, stitch the front of the pants to the back (zigzag or serge if desired).

4

Sew the waistband.



5

Fold the waistband in half, so that the seam is inside.



6

Sew the waistband in place stretching as you sew.



Website:

[madebymepatterns.com](http://madebymepatterns.com)

Facebook page:

[facebook.com/madebymepatterns/](https://facebook.com/madebymepatterns/)

