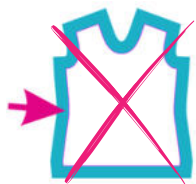


Zoja

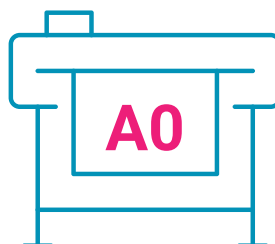




The culottes feature a high yoga-style waist, that will hold the tummy in nicely, as well as two side pockets. The pocket bag is top-stitched together to the front of the culottes, so it does not flap around. Both, knits and woven fabrics can be used. The culottes will look great at any length. Try a short or midi version (both are marked on the pattern).






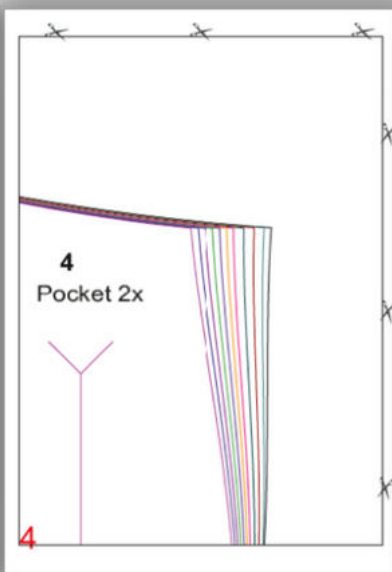
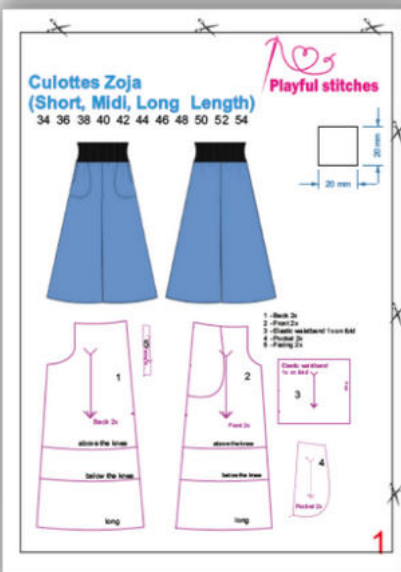
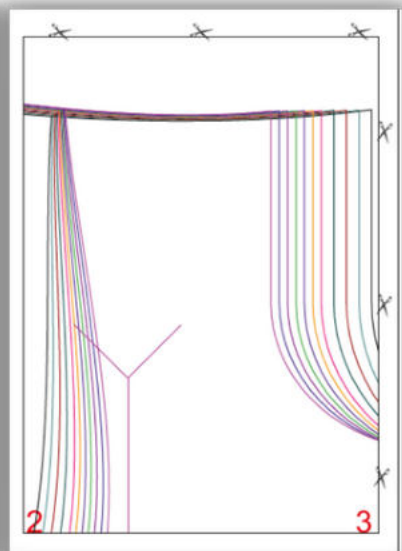
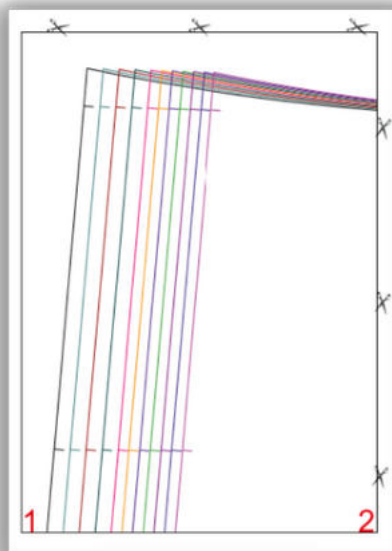
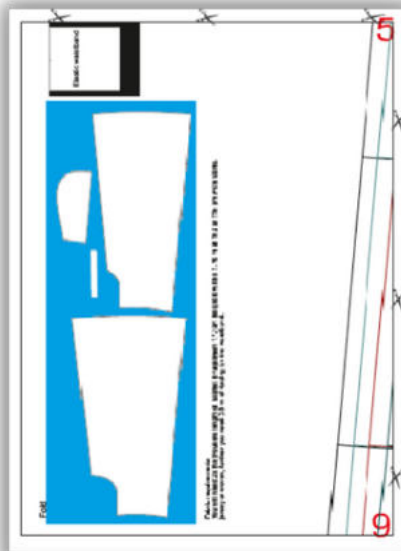
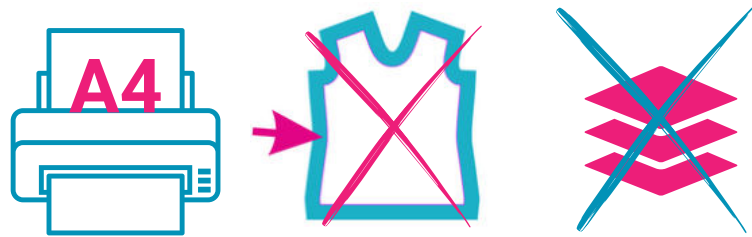
- File A4 40 pages
- File A0+ (841x1990)
- Projector



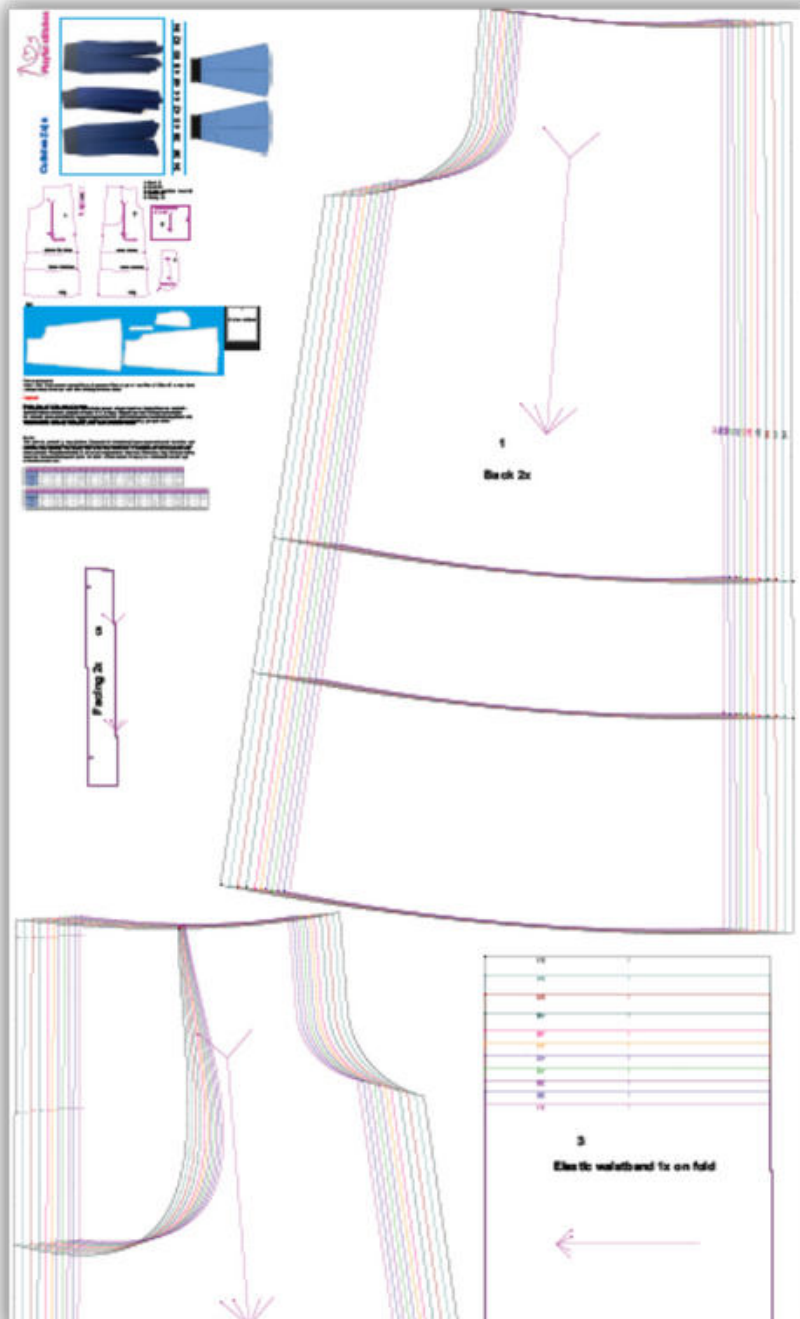
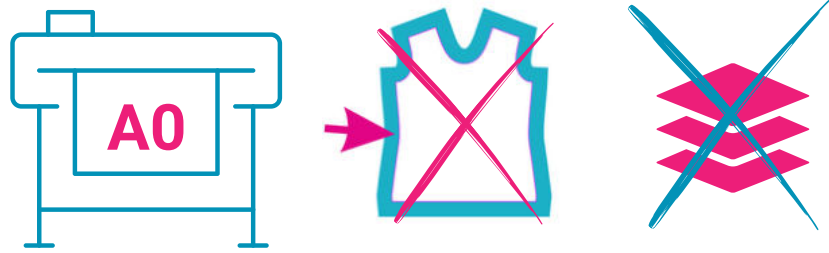
misses measurments - Height 170cm/5.6'/66.9"												
sizes	EU	UK	EU	UK	EU	UK	EU	UK	EU	UK	EU	UK
	32(cm)	6(inch)	34(cm)	8(inch)	36(cm)	10(inch)	38(cm)	12(inch)	40(cm)	14(inch)	42(cm)	16(inch)
bust	76	30	80	31 1/2	84	33	88	34 3/4	92	36 1/4	96	37 3/4
waist	56	22	60	23 1/2	64	25 1/4	68	26 3/4	72	28 1/4	76	30
hips	82	32	86	34	90	35 1/2	94	37	98	38 1/2	102	40 1/4

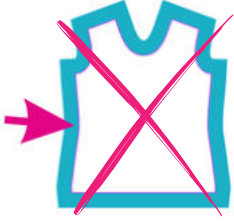
sizes	EU	UK	EU	UK	EU	UK	EU	UK	EU	UK	EU	UK
	44(cm)	18(inch)	46(cm)	20(inch)	48(cm)	22(inch)	50(cm)	24(inch)	52(cm)	28(inch)	54(cm)	30(inch)
bust	100	39 1/4	104	41	110	43 1/4	116	45 3/4	122	48	128	50 1/2
waist	80	31 1/2	84	33	90	35 1/2	96	37 3/4	102	40 1/4	108	42 1/2
hips	106	41 3/4	110	43 1/4	116	45 3/4	122	48	128	50 1/2	134	52 3/4

File A4 - 40 pages


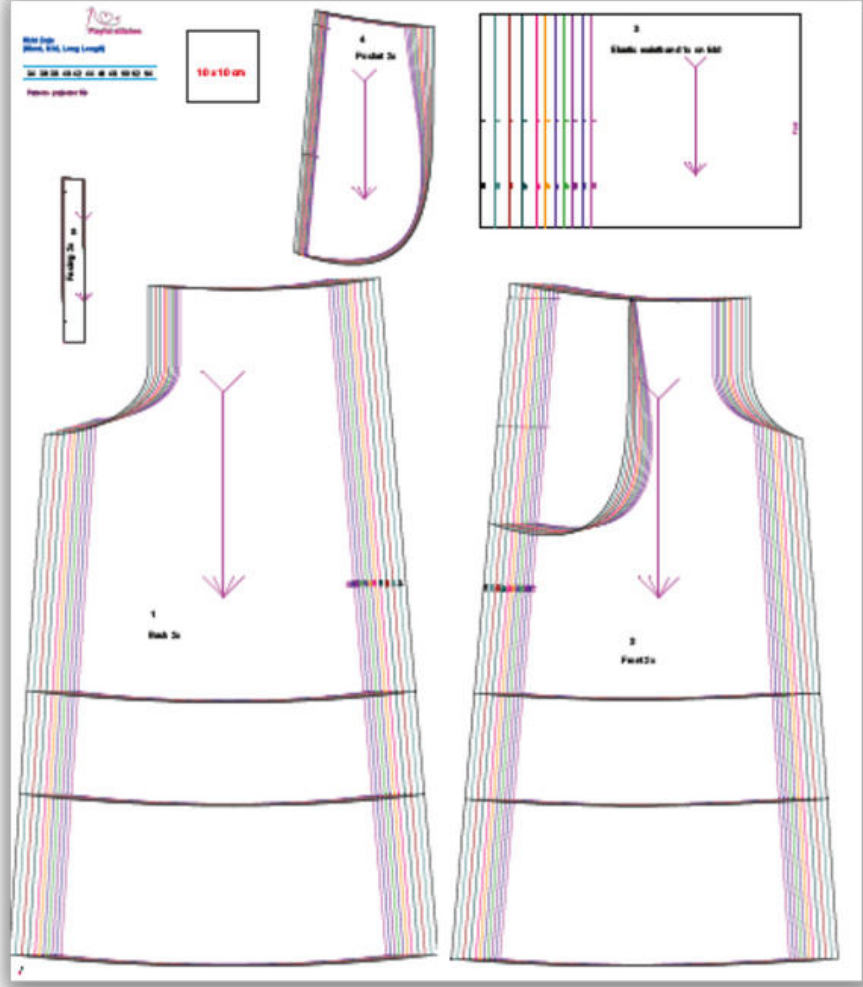


File A0+ 841x1990






Projector



Pockets

- Place the pocket bag right side onto the wrong side of the culottes.
- Baste along the edge.
- Top-stitch on the culottes right side using the basting as your guide. Use either a straight stitch or a coverlock.



Pocket

- Stitch the pocket to the culottes at the side seams, using a straight stitch.
- If you manage to stitch right to the edge of the pocket opening, this will help you as a guide where to stop stitching when sewing the culottes side seams to prevent seam allowances poking out at the pocket opening ends.



Preparing the pieces before putting them together

- If you are making the culottes in a woven fabric, neaten the side seams on the front and back pieces by overlocking or zigzagging them.

